



Introducing Pocket Wallet


Cashless Made Easy!



Download on the
App Store



GET IT ON
Google Play



Why you should use Pocket Wallet:

✦✦ Convenience

Say goodbye to digging for loose change & bulky wallets.

✦✦ Security at your fingertips

Protect your money with safe & encrypted digital transactions.

✦✦ Scan & go

Pay with a few simple steps, making transactions quick & effortless.

✦✦ 24/7 accessibility

Access your funds anytime, anywhere, with just your mobile device.

✦✦ Rewarding experiences

Enjoy promotional discounts, deals & exciting campaigns.

✦✦ Futuristic & trendy

Embrace the future of payments & join the cashless society.

✦✦ Budget-friendly


Manage your expenses, watch your spending limits & stay on top of your financial goals.

✦✦ Go green!

Reduce your carbon footprint by opting for digital wallet & receipts.

STEP-BY-STEP

TO TOP-UP YOUR POCKET WALLET



Step 1

Download the Pocket app on your phone & sign up an account.



Step 2

Visit any top-up station (see the list on the next page).

Step 3

Request to top-up Pocket Wallet.



Step 4

Scan the QR code on our top-up terminal.



Step 5

Success!

WHERE TO TOP-UP


A LIST OF OUR TOP-UP STATIONS



1 Times Square Shopping Centre




2 Rimba Point



3 The Mall, Gadong



4 Mabohai Shopping Complex



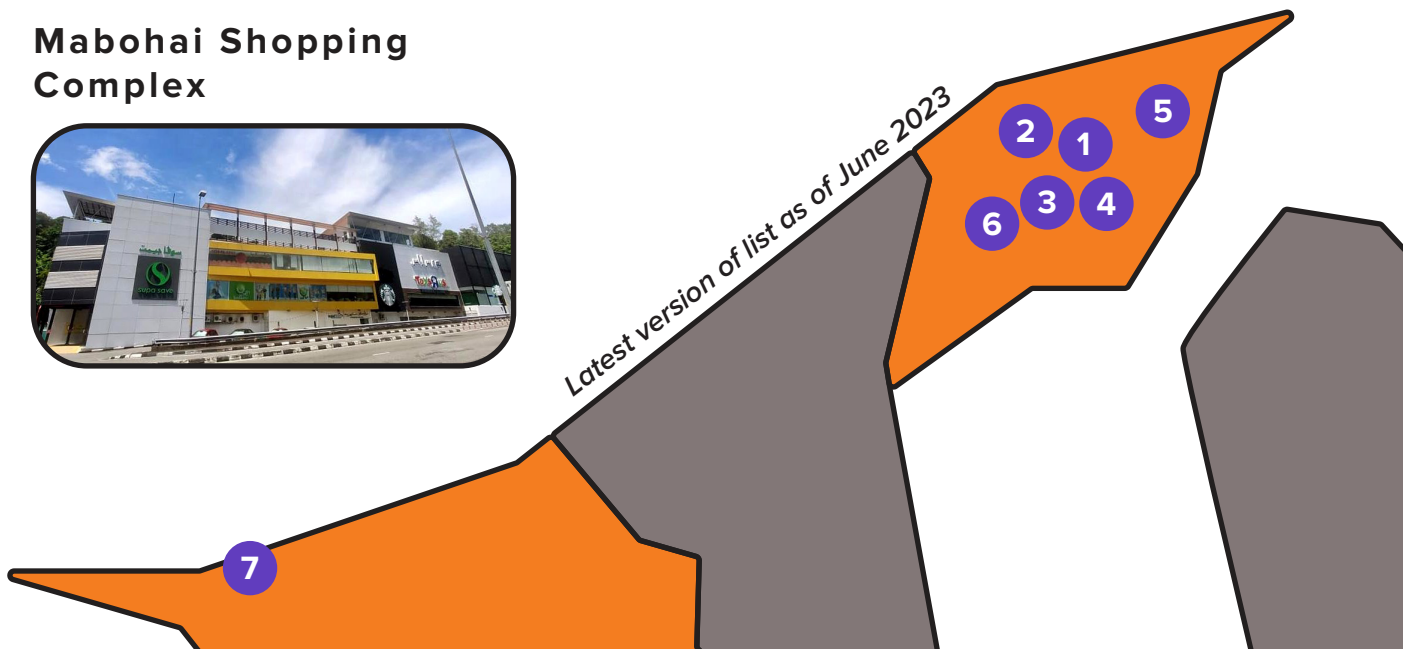
5 OneCity Shopping Centre



6 Supa Save Gadong



7 Supa Save Seria



Pocket Top-Up is currently available at



only.